

Searching for City Bylaws

Use this procedure to search for City of Burnaby bylaws on heritageburnaby.ca. Entering a bylaw number is the most efficient and accurate way to search, however, if an exact bylaw number is not known, heritageburnaby.ca provides other useful searching techniques.

1. On the main menu of heritageburnaby.ca, click **RESEARCH**.

2. To access more detailed search options, click **Advanced Search**.

3. In the **Type/Format** section, select the **Bylaws** checkbox.

4. To enter a bylaw subject, in the text field, directly under **Search the Collections**, enter a description. For example, to search for all bylaws related to animal control, enter *animal control*.

If you know the specific bylaw number, enter it in the search field.

Based on your entry, the system automatically proposes search ideas in a dropdown. If an idea is suitable for your research, select it from the list, however, if you don't want to use a proposed idea, click anywhere outside of the search box and the list will disappear.

5. In the **From Year** and **To Year** fields, enter a year range for required bylaws.




An alternate method to use to define the **From Year** and **To Year** values is to simply drag the timeline markers to the required years.

6. To execute the search, click **Search**.

The number of search results is displayed at the top of the list.

7. Perform one or more of the following actions:

If you want to	Then
Browse all records displayed...	Scroll down through the records.
Narrow down the search further...	In the Narrow By panel, click the applicable category and then select one or more filters.

If you want to	Then
Add a record to a customized list...	Click  . Note: This list is only maintained for your current browser session. When you close the heritageburnaby.ca session, the list is cleared.
View items in My List ...	Access the Advanced Search page. Your saved lists are indicated on the main menu as My List: [# of lists]
Return to the top of a record list...	Click  .
Return to the Heritage Burnaby home page...	On the main menu, click HOME .
Print a list...	At the top of the search results, click  . The list opens in a separate browser view. Use the print function specific to your web browser. Tip: For most browsers, the right-click menu offers a print option.
Copy the record's URL link for emailing or adding to your browser favorites...	At the bottom of the record information, click Permalink . A new web page displays with the unique URL address for the single record.

8. Once the required bylaw is found, click the document link, e.g.,  .



If a document is not available, contact the **Repository** listed in the record description.


- To open a bylaw document, click the PDF image.
- To return to the list of records, click the Back button on your internet browser.


ADDITIONAL SEARCHING TIPS:

The Heritage Burnaby website utilizes a type of search called a Boolean search. This type of search allows users to combine keywords with operators such as **AND**, **OR**, and **NOT**, to produce more relevant results. To apply this logic to a search for bylaws, minutes or reports, review the examples below.

- Entering **animal control AND dog** should return records and minutes that contain both of these words in the record.
- Entering **animal control OR dog** should return records that contain one or both of the words. This list would be much larger than using the AND operator.
- Entering **animal control NOT dog** should return animal control records that do not contain dog.

Search all Collections

animal control OR dog 

 Help

Advanced Search [Browse Names](#) [Browse Subjects](#) [Browse Places](#)

Type/Format

Artifacts Bylaws



Boolean operators must be entered in all capitals as **AND**, **OR**, and **NOT**.